



# Farm Safety Stories



This publication is available in alternative media on request.  
Penn State is committed to affirmative action, equal opportunity, and the diversity of its workforce.

## **Acknowledgments**

Stories compiled and edited by Kay Moyer, Lancaster County Cooperative Extension Educator

These stories were adapted from farm safety stories by Henry P. Cole and his colleagues and included in the Kentucky ROPS Notebook that is found on the NSDA website at <http://www.cdc.gov/nasd/menu/state/kentucky.html>

### **Special Thanks To**

Illustrator, Eric Muller

Graphic Designer, George Chow

Dennis J. Murphy, Professor of Agricultural Safety and Health,  
Penn State University

Shari Burgus, Education Director at Farm Safety 4 Just Kids

Lancaster County Cooperative Extension Staff

Old Order Mennonite Teachers

Old Order Amish Teachers

Wayne A. Dellinger, Program Coordinator Agricultural Safety and Health  
Ohio State University

Heidi Wagner, Rural Community Health Worker,  
Woolwich Community Health Center

June Schultz, Solanco Middle School English Teacher

# Table of Contents

## Sadie Visits Aunt and Uncle on the Farm Pg. 7

This is a story about a five year old Amish girl named Sadie who visits the farm of her aunt and uncle. The story explores some of the safety hazards that may result in injuries to children when visiting or living on a farm. The information in this exercise is similar to other real life incidents.

## Henry Rides the Tractor with his Dad Pg. 23

This is a story about a 7 year old boy named Henry. He lives with his younger brother John, age 5 and his parents, Mary and Mark. Henry likes to ride on the fender of his dad's tractor. This story explores why adults allow children to ride on tractors, the risks involved and the possible consequences that could result from this practice.

## Tom's New Pony Pg. 35

This is a story about an 8 year old boy named Tom who lives with his family on a small pig farm. Tom wants more than anything to get his own pony to ride. This story explores some of the safety concerns when riding a pony, driving a cart and also the dangers of caring for a pony.

## Jacob's Experiences on the Farm Pg. 49

This exercise is a story about a 10 year old boy named Jacob who escapes being hit by a truck while walking home from school, and from being trapped in grain when pushing feed into the grain shoot. This explores the danger of walking too close to the edge of the road and the dangers of being trapped in grain. The information in this exercise are similar to other real life incidents.

## David's Ride on the Tractor with his Grandpa Pg. 61

This exercise is a story about a 4 year old boy named David, who loves to visit his grandfather's farm. He likes to ride on the tractor with his grandfather, just like his father did when he was a little boy. This story explores the dangers of having an extra rider on a tractor. The information in this exercise are similar to other real life incidents.

# INSTRUCTIONS

## TEACHER OR PARENT:

Objectives:

To help farm family members and others become more aware of

- The dangers found on a farm which cause injuries to children
- The need for supervision of young children at all times when they are living or visiting on a farm
- What actions could prevent injury or death to children who live or visit a farm
- The consequences that could result when a child is injured on a farm

Material provided for this exercise:

- Choose a story
- Answer Key with explanation for each answer
- Discussion questions for teacher

## TEACHER OR PARENT INSTRUCTIONS

### **Instructions**

- Number a blank paper from 1-23
- Hand out a copy of the story to each person
- Create groups (4-5) of students or read as a group
- Each person should read the story, or the group can elect someone to read the story to the group
- Each person should answer the questions on his/her own answer sheet (not in the story book) as each section is completed
- Then continue reading the story
- When the story is ended and all questions are completed on the answer sheets, the teacher/parent will provide each group with the Answers to the story
- Take a few minutes to discuss each other's answers
- Teachers/Parents lead a discussion using provided questions

# INSTRUCTIONS

## STUDENTS:

You and your teacher/parent will read the story together or you will be placed into a group of 4 or 5 students. Answer the questions that appear in the story on a separate answer sheet.

When you come to the questions, mark your answers on the answer sheet T for "True" and F for "False" for each item. Then continue reading the story.

In some cases there may be more than one answer.


When the story is ended and you have completed the answer sheet, your teacher/parent will provide you with the answers to the questions. Take time to look over the Answer Key and discuss your answers with the group.

Your teacher/parent will lead a discussion about this story.

Thank you for taking time to participate in reading one or more of the Farm Safety Stories.



# "Sadie Visits Aunt and Uncle on the Farm"



## **“Sadie Visits Aunt and Uncle on the Farm”**

Sadie, age five, is visiting her Aunt Susan and Uncle Jake’s dairy farm for the day while her parents do some shopping. Sadie has a 3 month old brother. She loves to visit and play with her older cousins 8 year old Linda, 9 year old Sam, and 12 year old twins Sarah and David. Sadie does not live on a farm, and her father is a construction worker who builds houses and barns.

Sadie loves to swing and play in the sandbox in the front yard. However, there is no fence around the house to keep her from wondering around the farm, but she likes to play in the yard. Sadie does not have any cats at home so she loves playing with the new seven week old kittens. They are so cute, especially the tiny black kitten she named, “Blackie.”

### **Sadie Plays and the Kitten**

It is 4:00 P.M. which is milking time. Aunt Susan tells Sarah to watch Sadie while she, Dad, Linda, Sam, and David get the cows in the barn, start milking, and finish the chores before supper.


It is a beautiful summer day and Sarah pushes Sadie on the swing. When Sadie gets tired of swinging, Sarah gives her a stroller and doll to play with. Sadie watches as “Blackie”, the kitten plays near by. Sadie decided it would be fun to put “Blackie” in the stroller. She picks up the kitten and wraps it in a soft doll blanket. She pushes the kitten around in the stroller.

Sarah gets busy taking the dry wash off of the wash line. She carefully folds the wash putting the wash into the big wash basket. Sadie plays quietly with the kitten and doll.

Sarah tells Sadie, “Sadie I will be right back. I have to check on supper and take this wash basket into the kitchen. Stay here and play with your doll.”

Sadie says, “I will Sarah.”





When Sarah takes the wash basket into the house and checks on supper in the oven, what could happen to Sadie as she plays in the yard with “Blackie?”

**COMPLETE THE FOLLOWING QUESTIONS. CIRCLE T FOR TRUE. CIRCLE F FOR FALSE**

- T     F     1. Sadie will stay in the yard and play quietly while Sarah takes wash into the house and checks on supper.
- T     F     2. Sadie could get bitten or scratched by the kitten.
- T     F     3. The kitten could run away from the yard, and Sadie might follow it without realizing there are a lot of dangers on a farm.
- T     F     4. Sadie may think that the farmstead is an awesome place to explore.
- T     F     5. Susan and Jake probably do not realize how many things can be dangerous for Sadie, who does not live on a farm.

After you have marked your answer sheet, please continue with the story.

**Sadie Where Are You?**

When Sarah comes out the kitchen door, she discovers Sadie’s doll and stroller at the end of the walk. Sadie is no where to be found. She calls out “Sadie, Oh! Sadie where are you? Sadie Kum do!” Sarah starts looking all around the yard as she calls out for Sadie. She checks the swing set, porch, and sand box but Sadie is no where to be found.

Sadie follows her black kitten to the side of the barn. The kitten crawls behind a big tractor wheel that is leaning against the barn.

What could happen to Sadie when she crawls behind the tractor wheel?

**COMPLETE THE FOLLOWING QUESTIONS. CIRCLE T FOR TRUE. CIRCLE F FOR FALSE**

- T    F    6. Sadie should be old enough to realize that leaving the yard and following her kitten around the barn is dangerous.
- T    F    7. Sadie could bump the tractor wheel while trying to get the kitten, knocking it over.
- T    F    8. The tractor wheel could fall on top of Sadie causing her to get hurt.

What could Uncle Jake do so that no one gets hurt by the tractor wheel that is just leaning against the barn?

- T    F    9. Uncle Jake could have warned Sadie and his children to never play near the barn, or any tractor wheels.
- T    F    10. It would be safer to lay the wheel flat on the ground or chain the wheel to the barn so it cannot fall on top of anyone.
- T    F    11. Sarah should not leave Sadie alone even for a few minutes.
- T    F    12. Uncle Jake and Aunt Susan could put a fence around part of the yard, preventing Sadie from leaving the yard to explore or chase the kitten.

**After you have marked your answer sheet, please continue with the story.**

## **Sadie Follows the Kitten**

Sadie followed her kitten behind the tractor wheel and squeezed through without pushing the wheel over. She was lucky not to get hurt. But “Blackie” runs off towards the huge old barn door where the hay and straw are kept. Sadie looks and looks for “Blackie.” She calls out, “Kum Blackie. Blackie, Kum do.”

Just then she sees the kitten over near some hay bales. Sadie starts running over to get the kitten. She does not know that the kitten is very close to the hay hole that goes down into the cattle pen. She does not know that she could fall into the cattle pen and be injured or hurt by the cattle. The hay hole is hard to see because it has a lot of loose hay around it.

What could happen to Sadie?

### **COMPLETE THE FOLLOWING QUESTIONS. CIRCLE T FOR TRUE. CIRCLE F FOR FALSE**


- T     F     13. Sadie could follow the kitten and fall down the hay hole to the Cattle below, hitting her head, breaking a bone, or getting trampled by the steers.

What could farmer Jake do to prevent anyone from falling down the hay hole?

- T     F     14. Farmer Jake could put boards and bales or a wooden lid on top of the hay hole to prevent someone from falling into the cattle pen.

- T     F     15. Sadie has been in the barn before with her dad and knows about the hay hole, so she will stay away from the hole.

**After you have marked your answer sheet, please continue with the story.**



## **Where is Sadie?**

Sarah calls to her mother and dad telling them that she could not find Sadie. They stopped milking and all spread out to find Sadie. They started calling her name as they searched the entire farm.

Sadie continues to follow her kitten who is running across the barn yard towards the work shop, chemical storage shed, and pond.

What are some of the things that could hurt Sadie?

## **COMPLETE THE FOLLOWING QUESTIONS. CIRCLE T FOR TRUE. CIRCLE F FOR FALSE**

- T    F    16. Sadie could wander into the work shop and be injured.
- T    F    17. Sadie could go into the chemical storage shed and be exposed to pesticides or other chemicals.
- T    F    18. Sadie could climb over the fence to pet a calf and be injured by the new mother cow.
- T    F    19. Sadie could wander too close to the pond and could fall in and drown in the water.

**After you have marked your answer sheet, please continue with the story**

## **Sadie is Found**

Sadie hears Sarah and her mother calling for her. She stops and runs to them crying because Blackie, her kitten has gotten away. Sarah and her mother are very glad to see that she is unharmed. They give her a big hug and tell her how worried they were.

What things could Susan and Jake do to prevent visitors or family members from being injured on their farm?

**COMPLETE THE FOLLOWING QUESTIONS. CIRCLE T FOR TRUE. CIRCLE F FOR FALSE**

- T    F    20. Have someone stay with small children and/or visitors at all times.
- T    F    21. Provide a safe, small fenced-in play area on the farm.
- T    F    22. Walk children around the farm pointing out areas where they should be careful and where children should never play.
- T    F    23. Look for other hazards on the farm that can be eliminated and prevent children from getting into those areas.

**After you have marked your answer sheet, please continue with the story**

**Later That Evening**

Later that evening after supper when Sadie's mother and farther came to take Sadie home, Sarah and Susan told them what happened. They were glad that Sadie was okay and did not get hurt. Jake chained the tractor wheel to the barn and will make a cover for the hay hole of wire. That way if a toddle does walk on top of the wire cover, they can't fall down the hay hole.

The next day after milking, Susan, Jake, and the family take time to walk around their farm and look for hazards. They make a list of all the hazards they find and a list of materials needed to make the corrections. Later that month they and their neighbors, David and Mary, take a Saturday afternoon and evening to correct most of the hazards they found. The first thing that they do is to put up a fence and gate around part of the yard. They complete the day by having a meal together to celebrate all their hard work.

Susan and Jake make plans to help David and Mary correct the hazards they find on their farm. Jake says, "We can't prevent all the accidents, but we can prevent a lot of injuries. I am glad that we have friends who are willing to help make our farm a safer place to work and live."

### **The Next Morning**

The next morning the whole family is sitting at the breakfast table. Susan says, "Oh dear! Look at this story in the newspaper about a three year old that fell through a hay hole."

Jake and Susan read the article in the newspaper about the little three-year-old having to go to the hospital with a fractured arm and leg. How glad they are that Sadie is okay. They are glad that they now have a fenced yard so that the next time Sadie visits she can play safely in the yard. As a family they decide to make a new safety rule. The rule said, 'Do not leave Sadie or any visitors alone when they visit the farm'. Mother said, "I think that is a very good rule for us to follow from now on."

### **End of the Story**

**Ask for a copy of the Answer Key. Discuss your ideas and answers with your friends.**



## “Sadie Visits Aunt and Uncle on the Farm”

### Answer Key

- ? ? 1. Sadie will stay in the yard and play quietly while Sarah takes the wash into the house and checks on supper.  
**Sadie is only five years old. She could stay in the yard playing and having fun with her kitten but may easily follow the run away kitten out of the yard.**
- T 2. Sadie could get bitten or scratched by the kitten.  
**Kitten and cats can bite, especially when they are being cuddled or handled for too long at a time.**
- T 3. The kitten could run away from the yard, and Sadie might follow it without realizing there are a lot of dangers on a farm.  
**Probably she does not realize there are a lot of dangers on a farm. She lives near town, and her family only has a horse barn and house. Children learn by exploring and are fascinated with brightly colored equipment and machinery that has many knobs and levers to pull.**
- T 4. Sadie may think that the farmstead is an awesome place to explore.  
**The farm has many areas of interest. There are many things to see and play with that she does not have at her home.**
- T 5. Susan and Jake probably do not realize how many things can be dangerous for Sadie who does not live on a farm.  
**Susan and Jake may not realize how many things can be dangerous for Sadie and other children who visit their farm. They may not understand how dangerous their farm environment is for themselves or their children.**
- F 6. Sadie should be old enough to realize that leaving the yard and following her kitten around the barn is dangerous.  
**Sadie is only five and does not live on a farm. She did not intend to leave the yard; she just naturally followed her kitten when it ran off.**
- T 7. Sadie could bump the tractor wheel while trying to get the kitten, knocking it over.  
**Sadie does not understand how heavy tractor wheels are. She may not understand that when they are propped up against the barn or shed, any movement could easily cause the wheel to fall on top of her.**

- T 8. The tractor wheel could fall on top of Sadie causing her to be injured.  
**Tractor wheels and other heavy loose equipment have fallen on top of children, causing injuries that send them to the hospital.**
- T 9. Uncle Jake could have warned Sadie and his children to never play near the barn or any tractor wheels.  
**Removing as many hazards as possible and teaching children to recognize and stay away from hazardous areas are all ways to reduce the risks of childhood injuries. The people who are responsible to prevent farm injuries are parents, caretakers, the person who operates the farm, older children, and any adults who are present or working on the farm. Older siblings can help watch out for their younger brothers and sisters.**
- T 10. It would be safer to lay the wheel flat on the ground or chain the wheel to the barn so that it can not fall on top of anyone.  
**Tires and wheels, which are left lying against the barn or shed, are accidents waiting to happen. Putting the tire flat on on ground or chaining it to the barn/shed is a good way to reduce the risk of injury/death.**
- T 11. Sarah should not leave Sadie alone even for a few minutes.  
**Sadie is only five and does not live on a farm where her parents can help her to understand which areas are too hazardous for her to go near, like a hay hole or the pond. Unless Sadie can play in a fenced-in-yard, she should have someone older look out for her to prevent her being injured while visiting.**
- T 12. Uncle Jake and Aunt Susan could put a fence around part of the yard preventing Sadie from leaving the yard to explore or chase the kitten.  
**Fenced-in-play areas can be very safe for children, but be sure that play toys and play equipment are safe. Having someone older who is near by the play area also helps ensure the child's safety.**
- T 13. Sadie could follow the kitten and fall down the hay hole to the cattle below, hitting her head, breaking a bone, or get trampled by the steers.  
**Many children and adults fall down hay holes found in barns each year, causing injury or death. Covering the hay hole is one way to reduce the risk of injury/death.**

- T 14. Farmer Jake could put boards and bales or a wooden lid on top of the hay hole to prevent someone from falling into the cattle pen.  
**Making sure that hay holes are kept covered by putting bales of hay/straw, a wooden cover, orange fencing (in a wooden frame), or even chicken wire (in a wooden frame) is a way to control the risk of injury to children and adults.**
- F 15. Sadie has been in the barn previously with her dad and knows about the hay hole, so she will stay away from the hole.  
**Sadie may have been in that barn on other trips, but she is only 5. She may not remember what or where the hay hole is. She is very focused on catching her kitten, not where she is going and could be in danger of falling through the hole--especially if there is hay or straw partially covering the hay hole.**
- T 16. Sadie could wander into the work shop and be injured.  
**Many things in the work shop could harm Sadie. These include: electrical wires, chemicals, fuels, large equipment, shop tools, and falling objects or materials.**
- T 17. Sadie could go into the chemical storage shed and be exposed to pesticides or other chemicals.  
**The door to the pesticide and chemical shed should have a Danger Sign in red and be locked to prevent children from drinking, spilling, or breathing in a poisonous chemical.**
- T 18. Sadie could climb over the fence to pet a calf and be injured by the new mother cow.  
**Young children are attracted to animals, especially young animals like calves. Cows are very protective of their calves. This is true even for cows that are normally gentle when around farm adults.**
- T 19. Sadie could wander too close to the pond and could fall in and drown in the water.  
**Ducks, frogs, and fish in ponds tend to attract young children. Drowning often occurs in farm ponds, even among older children and adults who can swim. Ponds are often murky, filled with plant growth, debris, and animal waste. The banks of farm ponds are often steep, slick, and muddy. One thing that a farmer can do is put a fence around the pond to prevent children from entering the pond site.**

- T 20. Have someone stay with small children and/or visitors all the time.  
**Farms present many risks to children who are unsupervised. Some of the risks include: ladders, silos, machinery, tractors and equipment from which children can fall and be injured. There are ponds, large animals, manure pits, silage gas, and many other hazardous areas on the farm. What other risks can you name?**
- T 21. Provide a safe, small fenced-in play area on the farm.  
**Putting a fence around part of the yard can be very safe because it not only keeps the children in, but the farm machinery and animals out. The play area should be easily visible and quickly accessible from the farmhouse.**
- T 22. Walk children around the farm pointing out areas where they should be careful and where children should never play.  
**A walk-through tour of the farm can be effective in teaching children about hazards and how to avoid them. This does not mean that children are then prepared to play on the farmstead without supervision. Walk-through tours and safety talk with children should be ongoing and frequent. As children grow and mature, they will become more capable of responsible self-supervised farm work and play activities.**
- T 23. Look for other hazards on their farm that can be eliminated or prevent children from getting into those areas.  
**Locating, reducing or eliminating some of the major hazards found on your farm will prevent or decrease injuries and deaths to children as well as adults. Look at statistics to determine what causes the majority of injuries or deaths to children and then eliminate or isolate that hazard on your farm.**

## Discussion Questions for Teacher or Parent

### “Sadie Visits Aunt and Uncle on the Farm”

1. Do events like those described in this exercise happen to real farm families?
2. Do you know about a similar case that resulted in a close call, injury, or fatality?
3. How risky do you think it is to have children unsupervised on a farm?
4. What can be done to protect children who live and work on a farm?
5. What steps can you take to protect children from injury when they visit your farm?
6. What are some consequences when a child is seriously injured?



# "Henry Rides the Tractor with His Dad"



# **“Henry Rides the Tractor with His Dad”**

This is a story about a 7 year old boy named Henry. He lives with his younger brother, John, aged five and his Dad and Mother. They live on a 125 acre beef farm. Some of their land is very hilly and they use the pasture to raise 50 beef cattle. They also grow corn, alfalfa, and soy beans. Henry’s dad works off the farm some of the time, but his mother stays at home caring for the family. They all help with farm chores.

## **One August Saturday**

It is 8:00 A.M. on a Saturday morning in early August. Henry’s mother is getting ready to go to town for groceries and to get some books from the library.

She says, “Henry and John please finish getting dressed so we can go to town.”

Henry did not want to go to town; instead he begged to go with his dad who was getting ready to mow some weeds in one of their pastures. Henry’s mother planned to take both boys to town but she finally allowed Henry to go with his dad.

She said, “Well okay, but please be careful.” She and John left for town.

Henry’s dad said, “Well, Henry, we better get going; there is a lot of mowing to be done by lunch time.” They both walked to the machine shed.

## **Getting Ready to Mow**

Henry watched his dad grease and hitch up the mower to the tractor. He loves riding along with his father on the tractor. He has gone along many times, especially when his mother had to go to meetings.


Henry helps with the chores on the farm, but he really likes riding on the tractor out in the fields with his dad.

Sometimes his dad tells him stories about what it was like when he was just a little boy growing up on grandpa’s farm. His dad often rode along with his father on the tractor.

Henry dreams of driving the tractor by himself someday, just like his father.

Henry’s dad is finally ready and it is time to climb up on the tractor. Henry takes a seat on the fender. Henry knows that his dad is a good and safe driver. He plans to hold on tight, so he does not fall off.





What could happen to Henry?

**COMPLETE THE FOLLOWING QUESTIONS. CIRCLE T FOR TRUE. CIRCLE F FOR FALSE.**

- T F 1. Henry could have gone along with his mother and brother to town.
- T F 2. Henry's dad is teaching Henry how to drive the tractor and mow weeds.
- T F 3. Henry could fall off the tractor or distract his dad, causing an accident.
- T F 4. Henry is happy because he gets to ride on the tractor with his dad.
- T F 5. Henry's dad remembers riding on the tractor with his father when he was a little boy.
- T F 6. Henry has probably ridden on the tractor many times with his dad.
- T F 7. Henry's dad thinks he can be careful and keep Henry safe.
- T F 8. Henry and his Dad do not realize how dangerous it is for Henry to ride along.
- T F 9. Henry and his dad are having some quality time together.

**After you have marked your answer sheet, please continue with the story.**

**Two Hours Later**

It is ten o'clock, and Henry is getting hungry and tired. He thinks about how long it will be until lunch time and how good a sandwich would taste. It is getting hot, and he could use a drink. His dad says, "Henry, we will soon be done; and then we can go for lunch. Your mother and John should be back before long."

What events could cause an extra rider to fall off a tractor?

**COMPLETE THE FOLLOWING QUESTIONS. CIRCLE T FOR TRUE. CIRCLE F FOR FALSE.**

- T F 10. Henry could fall off the tractor if he lets go to swat a fly or mosquito that is biting his neck.
- T F 11. The tractor could hit a bump and throw Henry off.
- T F 12. Henry could get sleepy and slide off the tractor.

**After you complete the questions, please mark your answer sheet and continue with the story.**

**Too Close to a Tree Limb**

Henry and his dad were almost finished when his dad suddenly sees a tree limb in the way. He quickly leans forward and ducks his head way down, just missing the tree branch. He quickly yells, "Henry, get down. Here comes a tree branch."

Luckily Henry was not hit by the branch or bumped completely off the tractor. Mark realized how close the tree limb was to Henry's head. He was very thankful that it did not hit Henry, throwing him off the tractor into the way of the tires or the mower. He realized that Henry could have been severely hurt and that this was a very close call.



What could be the results of having an extra rider on a tractor?

**COMPLETE THE FOLLOWING QUESTIONS. CIRCLE T FOR TRUE. CIRCLE F FOR FALSE.**

- T    F    13. Henry could be struck by a tree branch and be bumped off the tractor.
- T    F    14. Henry could be hit by a ricocheting rock thrown by the mower.
- T    F    15. Henry could be distracted by watching a rabbit or groundhog; sliding off the tractor.
- T    F    16. If the tractor overturned, Henry could land under the tractor.

**After you have marked your answer sheet, please continue with the story.**

**New Safety Rules**

Henry's dad stopped the tractor and lifted Henry off the tractor. He hugged Henry. He said, "Henry, are you okay? Are you hurt anywhere?" He was thankful that he and Henry were safe. He slowly drove the tractor through the fields to the barn. Neither of them talked on the ride back to the barn.

When Henry's mother got home, Henry and his dad told her about the close call. After some discussion about what happened and how they could prevent future injuries, they decided as a family to follow a new safety rule.

They wrote the new rule on colored paper and put it on the refrigerator. The paper said, "Our family will follow the 'One Seat, One Rider Rule'." Dad and mom were very glad that Henry was all right. They now realize how dangerous it was to take extra riders on farm machinery.

Henry was a little sad that he could not go with his dad on the tractor. He really liked riding along, but he realized it was not safe to be an extra rider.

His dad promised Henry that he would spend time playing ball or a game with him and John after they finished the chores each day. His dad said, "Let's think of some other safe activities we can do as a family. We can put the list next to our safety rule."

### **Monday Morning**

The family was eating breakfast. Mother and dad were reading the paper. Henry's mother saw an article about a young boy who was riding on a tractor when the driver hit a bump in the field. The child fell off and was thrown under the tractor wheel. The paper said that the child was taken to the hospital. The young boy was sent home after spending a week in the hospital.

Dad said, "You know I was thinking about another safety rule that we should follow besides the 'One Seat, One Rider Rule'." "What is that, asked Mother?" "Well! I was talking to the safety educator at the farm meeting the other day about how children can get hurt playing on tractors and other equipment. So, our second family safety rule will be, 'Stay off all farm equipment or tractors even when they are parked'."

Henry's mother said, "That is a great new rule. Let's celebrate our two new rules. How about we get ready and go to town to buy a swing set and a toy riding tractor. You know the one with the small wagon that we saw the other day at the tractor store. The children can play safely in our yard riding on the toy tractor or swinging on the new swings."

Mother said, "Oh! How glad I am that Henry is safe." Dad replied, "Well, keeping the children safe is most important and following our two new rules is a step in the right direction. Some day soon enough our sons will be all grown up and will be able to run this farm. Well, boys are you ready to go?"

### **End of Story**

**Ask for a copy of the Answer Key. Discuss with your friends your ideas and answers.**

# “Henry rides the Tractor with His Dad”

## Answer Key

- T 1. Henry could have gone along with his mother and brother to town.  
**Henry could have gone along with his mother and brother. Henry did not want to go with his mother. His father did not want him to stay in the house by himself, and there was no one to baby sit him.**
- F 2. Henry’s dad is teaching Henry how to drive the tractor and mow weeds.  
**The story does not say that his dad is trying to teach Henry how to drive the tractor, but often farmers do take their children on a tractor to learn the skill of driving. However, it is not safe to have an extra person on the tractor.**
- T 3. Henry could fall off the tractor or distract his dad, causing an accident.  
**Henry could fall asleep or fall off when his father goes over a bump or hole in the meadow. He could distract his father and cause him to lose focus, thus causing an accident.**
- T 4. Henry is happy because he got to ride on the tractor with his dad.  
**Henry is happy being on the tractor with his father, but one or both could be seriously injured.**
- T 5. Henry’s dad remembers riding on the tractor with his father when he was a little boy.  
**Many fathers have ridden on the tractor or equipment when they were small boys.**
- T 6. Henry has probably ridden on the tractor many times with his dad.  
**Henry has probably ridden many times before on the tractor and nothing happened, but we know that falling off of tractors and equipment causes many of the farm-related injuries and/or deaths. One accident can be life changing.**

- T 7. Henry's dad thinks he can be careful and keep Henry safe.  
**Henry's father does not want anything to happen to his son and he plans to be careful to keep Henry safe. It only takes one hole, rock, or limb to change everything.**
- T 8. Henry and his dad do not realize how dangerous it is for Henry to ride along.  
**Both son and father do not realize how dangerous it is to have the second rider on equipment.**
- T 9. Henry and his dad are having some quality time together.  
**Farmers put in long hours each day. They often feel that there is not enough time in the day to spend with their children especially when children are in school. But it is too risky and very dangerous for an extra rider on a tractor.**
- T 10. Henry could fall off the tractor if he lets go to swat a fly or mosquito that is biting his neck.  
**It only takes a second to be distracted or to let go, sending you off of the equipment.**
- T 11. The tractor could hit a bump and throw Henry off.  
**The tractor could hit a hole or bump causing Henry to let go and fall off of the tractor onto the ground or even under the wheels or the equipment behind the tractor.**
- T 12. Henry could get sleepy and slide off the tractor.  
**Children easily fall asleep when riding on a tractor and could let go, falling off. Henry's dad is focused on driving the tractor and may not notice Henry has fallen asleep.**

- T 13. Henry could be struck by a tree branch and be bumped off the tractor.  
**Extra riders can be hit or struck by tree limbs or branches causing them to be thrown off of the tractor.**
- T 14. Henry could be hit by a ricocheting rock thrown by the mower.  
**Yes, the mower can do that. Even the small mowers used at home can throw a wire, rock, or stick towards someone standing near-by, hitting and injuring them.**
- T 15. Henry could be distracted by watching a rabbit or groundhog; he could slid off the tractor.  
**There are many distractions that can happen causing the extra rider to let go and fall off the fender.**
- T 16. If the tractor overturned, Henry could land under the tractor.  
**Henry could land away from the tractor, but it is very likely that he might land under the tractor or under the equipment the tractor is pulling.**



## Discussion Questions for Teacher or Parent

### “Henry Rides the Tractor with His Dad”

1. Do you see children riding on fenders of tractors or other equipment on farms today?
2. Do you know about any accidents involving an extra rider on equipment?
3. Are you or your family members at risk of injury events when children become second riders on tractors or other equipment? Why?  
Or Why Not?
4. How can we discourage children as extra riders on farm tractors or on other farm machinery?
5. What could a father and his children do to have quality time together that would be safe?



# "Tom's New Pony"



## **“Tom’s New Pony”**

Tom is a 8 year old boy who lives with his family on a small pig farm. He is the oldest of 5 children. Tom lives with his mother and dad. His younger siblings are: 2 year old Linda; 4 year old John, 5 year old David, and 6 year old Sally.

Tom helps his dad feed the pigs, care for the horses and tend a few cows. Tom has been wishing for a pony of his very own. He is a little afraid to ride a pony but knows that his father would help him learn how to safely ride and care for a pony.

### **Tom Gets his New Pony**

One day in early July, his dad said, “Tom you did a good job helping me care for the pigs while I was so busy getting the corn planted. So, let’s get the buggy ready to go over to Sarah and Jonas, they have something I want to show you.”

Tom said, “Okay. What do they have”? His dad said, “It’s a surprise for you, and you’ll have to wait until we get there to find out what it is. Let’s get going.”

The short ride to Sarah and Jonas’s farm seemed extra long for Tom. He wondered all the way about what the surprise was. Could it be a pony? He had wanted a pony for the last year or more. Oh! Having a pony would be great! He thought about riding his pony all over the farm. What fun that would be.

Tom and his father arrived at Sarah and Jonas’s farm about 2 P.M. As they drove into the lane and got closer to the barn, Tom saw a cute fawn colored pony tied to the fence in front of the barn. “Could that be his surprise?” he thought.



## **Tom's Surprise**

Tom and his dad got out of the buggy and greeted Jonas. Jonas and his dad talked, and then his dad said, "Tom would you like to take this pony home for your very own?" Tom replied, "Oh! Yes, dad, I would love to have him."

His dad paid Jonas some money, and they tied his new pony to the back of the buggy. Soon they were on their way home. Tom couldn't wait to get home to show mother, his brothers, and sisters his new pony. Oh! It would be fun to have a pony to ride around the fields and in the meadow. He planned to ride everyday.

## **On the Ride Home**

As they were driving back home, Tom thanked his dad and started thinking about a name for his pony. His father told him that even though this was a well-trained pony Tom would have to learn how to handle the pony safely. Ponies get scared sometimes from loud noises or new experiences. "We will put him into his stall and give him a chance to get acquainted with his new home. Later this week we will drive over to the harness shop and buy you a saddle and halter."

It was many days later that Tom finally thought of a good name for his new pony. He decided to call him "Lightning" because the new pony galloped so fast. Tom loved his new pony, and he looked forward to riding Lightning every day.

What are some things that Tom should remember when he rides his pony?

**COMPLETE THE FOLLOWING QUESTIONS. CIRCLE T FOR TRUE. CIRCLE F FOR FALSE.**

- T    F    1. Tom's pony could be spooked and kick if he does not know that Tom is approaching him in his stall.
- T    F    2. Tom's pony could be spooked by loud noises from falling equipment, loud machinery, or cars/trucks.
- T    F    3. Wearing shoes is not very important to prevent falls on wet surfaces and to protect your feet if stepped on by the pony.
- T    F    4. Wearing shoes with a heel can help prevent your foot from sliding out of the stirrup.
- T    F    5. Watching the body language of the pony will help keep Tom safe.
- T    F    6. There might be times when the pony and Tom do not understand each other.
- T    F    7. Horsemanship means that the rider is in control of the pony, telling the pony when and how fast to go.

**After you have marked your answer sheet, please continue with the story**

## **Saturday Morning**

Tom has been caring for Lightning for over a week now. He really likes taking care of his pony. He knows it is important to keep Lightning's stall clean. Tom makes sure that the pony has clean water and is fed. Tom has been leading Lightning around the meadow the past few days. Yesterday, he and his Dad bought a new saddle for Lightning.

## **Tom's First Ride**

Today is special. Tom will take his first ride on Lightning. His Dad helps him to saddle Lightning. His father said, "It is very important to make sure that Lightning is comfortable when we put on his bridle and saddle. We want to make sure there is nothing poking, or pinching him. It is also very important to always make sure that the saddle is tight and secure. If the saddle slips, you could fall off.

Finally, Tom and his Dad have Lightning saddled, and it is time for Tom to take his first ride. Father helps him put his foot into the stirrup and he climbs up on the saddle. Tom's father walked along side the pony all around the meadow. Soon Tom was riding Lightning by himself. "This is fun," he thought.


What could happen as Tom rides his pony?

### **COMPLETE THE FOLLOWING QUESTIONS. CIRCLE T FOR TRUE. CIRCLE F FOR FALSE.**

- T    F    8. Tom might have a nice ride with no problems.
- T    F    9. Tom's horse could step in a hole and throw him off.
- T    F    10. Tom's horse could buck him off.
- T    F    11. The saddle might not be tight and secure so that he falls off his pony.

**After you have marked your answer sheet, please continue with the story.**





A small plane flying overhead drops down low to the ground. Its noise and sudden motion spook his pony. When the horse balks and rears Tom is thrown off.

What could Tom do to keep from getting hurt?

**COMPLETE THE FOLLOWING QUESTIONS. CIRCLE T FOR TRUE. CIRCLE F FOR FALSE.**

- T    F    12. Jump off the horse and land safely on his feet.
- T    F    13. Wrap the reins around his hands to keep from hitting the ground.
- T    F    14. Grab the horse's tail to keep from falling.
- T    F    15. Wrap his arms around the pony's neck
- T    F    16. Wear a helmet to protect his head in case he falls off the pony

**After you have marked your answer sheet, please continue with the story**

**Later that August**

It is the third week of August, and school will soon start. Tom is not really happy to go back to school. The summer went too fast, and he wanted to have more time just to ride his pony. However, the next day his dad brought home a new pony cart for him.

"Tom," his dad said. "Would you like to drive this cart with your pony to go to school this year?" Tom replied, "Oh! I would." He thanked his father, and he helped his dad put the new cart into the shed. Tomorrow he would try out the new cart.

He was happy thinking about driving to school. This year Sally would be starting school too, and she could go along with him in the cart. That made Tom anxious for school to start. How he looked forward to the first day of school.

What are some rules that Tom should follow when hitching and driving to school with his pony and new cart?

**COMPLETE THE FOLLOWING QUESTIONS. CIRCLE T FOR TRUE. CIRCLE F FOR FALSE.**

- T    F    17. Never wrap the extra lines around your hand, always loop the extra lines in a figure 8, when leading a pony or horse.
- T    F    18. Always re-check that everything is hitched properly before getting into the cart and driving off.
- T    F    19. At school, Tom should tie the pony to a solid and secure object that cannot be pulled down or dragged. He should always use a quick release knot so the pony can't get loose and so he can quickly untie his pony.
- T    F    20. Using hand signals when driving will tell others on the road which way Tom is planning to go.

**End of Story**

**Ask for a copy of the Answer Key. Discuss with your friends your ideas and answers.**

# **“Tom’s New Pony”**

## **Answer Key**

- T 1. Tom’s pony could be spooked and kick if he did not know that Tom was approaching his stall.  
**Ponies and horses have a natural instinct called the “Flight or Fight” instinct. They are always ready to run or kick when they think that danger is near by. Calmly talking to a pony or horse as you approach them will keep you from being kicked or hurt.**
- T 2. Tom’s pony could be spooked by loud noises from falling equipment, loud machinery or cars/trucks.  
**Many things could spook Tom’s pony, even little things that you or the pony might not notice. Especially Loud noises can startle or spook a pony causing them to think they are in danger.**
- F 3. Wearing shoes is not very important to prevent falls on wet surfaces and to protect you feet if stepped on by the pony.  
**Wearing shoes is very important and will help prevent slipping on wet surfaces and floors. Shoes will help protect your toes and feet if by accident a pony or animal steps on your foot.**
- T 4. Wearing shoes with a heel can help prevent your foot from sliding out of the stirrup.  
**Shoes especially ones with a small heel, can help prevent someone from slipping out of the stirrups and falling off the pony.**
- T 5. Watching the body language of the pony will help keep Tom safe.  
**Animals communicate with us by how they hold their ears, heads, or body. That way we will have an idea of what they are thinking or feeling.**
- T 6. There might be times when the pony and Tom do not understand each other.  
**We all have days that we are grouchy and do not react as usual. Staying calm and understanding will help prevent frustration.**

- T 7. Horsemanship means that the rider is in control of the pony and tells the pony when and how fast to go.  
**Ponies and horses want someone as their leader who takes good care of them. They will learn to trust and respect a caretaker who is calm, caring, and treats them with kindness and respect.**
- T 8. Tom might have a nice ride with no problems.  
**Tom may have a nice ride without any problems, but animals are unpredictable and can be scared easily by loud noises or by something new, such as shadows or something not normally in their environment.**
- T 9. Tom's pony could step in a hole and throw him off.  
**Holes can be anywhere, and sometimes are hidden under grass, sod, or loose soil.**
- T 10. Tom's pony could buck him off.  
**If Tom's pony is spooked and bucks, Tom could be thrown off.**
- T 11. The saddle might not be tight and secure so that Tom falls off his pony.  
**It is important to double check that the saddle is secure before riding so that it does not slip and cause you to fall to the ground.**
- F 12. Jump off the pony and land safely on his feet.  
**There is not enough time to jump off and land on his feet.**
- F 13. Wrap the reins around his hands to keep from hitting the ground.  
**Never wrap the reins around your hands to try to keep from falling off the pony. The reins could drag you along the ground causing you to be severely injured. It will also prevent you from putting your hands out to break the fall.**
- F 14. Grab the horse's tail to keep from falling.  
**Tom is not near the tail.**

- F 15. Wrap his arms around the pony's neck  
**Things are happening too fast! There is not enough time to Grab the horse's neck.**
- T 16. Wear a helmet to protect his head in case he falls off the pony.  
**He is at risk of head injury if he falls off the pony. A helmet would provide protection for his head and brain.**
- T 17. Never wrap the extra lines around your hand, always loop the extra lines in a figure 8, when leading a pony or horse.  
**Always loop the extra lines back and forth in your hand when leading your pony/horse so that if the animal takes off you will not be dragged along on the ground causing you injury.**
- T 18. Always re-check that everything is hitched properly before getting into the cart and driving off.  
**It only takes a few seconds of extra time to make sure you have hitched up correctly. You will not have control of your pony and cart if not hitched properly.**
- T 19. At school, Tom should tie the pony to a solid and secure object that cannot be pulled down or dragged. He should always use a quick release knot so the pony can't get loose and so he can quickly untie his pony.  
**Be sure you use a safety or quick release knot so, that you can quickly release the knot by pulling on the hanging end of the lead rope.**
- T 20. Using hand signals when driving to and from school will tell others on the road which way Tom plans to go.  
**Signaling is important so you can let others (cars, people walking, trucks, farm machinery, or other horse driven vehicles) know which way you intend to go to prevent accidents.**

## Discussion questions for teacher or Parent

### "Tom's New Pony"

1. Do you know of someone who was hurt while riding a pony or horse?
2. What could have prevented that incident?
3. What can you do to prevent injuries when riding a pony?
4. What do you think are the dangers one faces when driving a pony and cart on the road?
5. Do you know of any injuries that have occurred involving a cart and pony?
6. What do you think you could do to prevent accidents happening to you or a family member when driving a pony and cart?





# "Jacob's Experiences on the Farm"



## **“Jacob’s Experiences on the Farm”**

This is a story about a ten year old boy named Jacob. He is the oldest of five children. Jacob has two sisters, 7 year old Susie, 2 year old Sara Ann; two brothers, John who is 8 and David who is 4. They all live on a small dairy farm with their mother and father. They milk a herd of 40 cows but have some pigs, 6 horses, and a few chickens.

School is almost over for the year. It is a warm sunny day in early May. Jacob’s birthday was on Thursday, he turned 10. His parents gave him a pony for his birthday. He named his pony Spot. Jacob loved riding his pony, and it was hard to think about anything else except Spot.

### **Jacob Day Dreams about Riding His New Pony**

It was late Friday afternoon and Jacob could hardly wait for school to be over. The day seemed so long, and it was difficult to concentrate on his lessons. Soon he would have summer vacation and he thought about spending lots of time caring for and riding Spot.

Finally, school was over. After his teacher said, “Good-by children, see you tomorrow,” Jacob, Susie, and John walked home from school.

Jacob was anxious to get home to eat supper and get the milking done, so he could ride his new pony later that evening.

### **Walking Home from School**

He usually walked home from school with his brother and sister, but today he ran ahead so he could walk with his friends, Amos and Sam. Jacob called to his friends, “Amos and Sam! Wait up! Do you want to come to my house tomorrow? We can take turn riding my new pony. Amos and Sam were excited about going over to Jacob’s house on Saturday. They would ask their parents. How they wanted to ride Spot!

Jacob and his friends were so thrilled about going to ride Spot on Saturday that they forgot to stay single file on the road. It was a Friday afternoon, and the traffic was extra heavy. Suddenly a truck swerved dangerously close to Jacob and his friends. There was a box in the middle of the road, and the truck was trying to avoid hitting the big box. In doing so, the truck swerved to their side of the road, coming dangerously close to hitting Jacob and his friends.

Jacob cried, “Amos and Sam, are you ok? Oh! That was a close call. We could have been hit.”



What could have happened to Jacob and his friends as they walked home?  
What could Jacob and his friends have done to avoid being hit by the truck?

**COMPLETE THE FOLLOWING QUESTIONS. CIRCLE T FOR TRUE. CIRCLE F FOR FALSE.**

- T    F    1. Jacob and his friends could have been hit and injured by the swerving truck.
- T    F    2. The truck would have probably missed hitting Jacob and his friends, even though they were walking side by side and too close to the edge of the road.
- T    F    3. Jacob and his friends should have walked single file rather than walking side by side on the edge of the road.
- T    F    4. Car and truck drivers drive slower on back rural roads than they drive in towns, so they can stop before hitting walkers.
- T    F    5. Cars and trucks can stop very quickly.
- T    F    6. People driving cars and trucks do not always see people walking along the road.
- T    F    7. Drivers, who are talking on their cell phones, may not be paying close attention to those walking along the road.

**After you have marked your answer sheet, please continue with the story.**

## **Jacob Tell What Happened**

After Jacob got home, he told his mother about the truck and how he and his friends were almost hit walking home from school. Jacob said, "Now I understand why you and dad always tell us to walk single file along the road." He had never been so scared; and he decided that after this he would walk in the fields, as far off the road as possible, and would always walk single file along the road.

## **Jacob Starts His Chores**

After supper, Jacob hurried to get his chores started. He wanted to finish all his chores so that he would have time to take a ride on Spot. He had been dreaming about riding Spot all day and couldn't wait to feel the cool evening air on his face and in his hair as Spot galloped in the field. Riding Spot was the best thing ever.

Jacob opened the barn doors to let the cows in for milking. His bother, John, would tie the cows in their stalls and give them each a scoop of grain; but first, Jacob had to go up in the barn and dump some grain into the grain chute.

Jacob told John, "I'm going up to throw the hay down and to push some grain in the chute." It didn't take long to throw the bales of hay down the hay hole. After doing so, he remembered to put the cover back over the hole. The cover helped prevent his younger brothers and sisters from falling down the hay hole.

## **COMPLETE THE FOLLOWING QUESTIONS. CIRCLE T FOR TRUE. CIRCLE F FOR FALSE.**

- T      F      8. Placing a cover or lid over the hay hole does prevent children and adults from falling down to the stable or barn below and being injured.

**After you have marked your answer sheet, please continue with the story.**

## **Jacob's Close Call**

Jacob grabbed a shovel and walked closer to where the grain was piled up near the grain chute. Jacob's father had just put a large pile of feed near the chute. He propped the shovel against the barn wall thinking, "I don't need a shovel to scrape and push the feed down the chutes; I can do it with my hands and feet."

He climbed on the pile of feed, poking and pushing his bare feet into the pile of grain. He used his hands to push some of the grain into the chute. He was pushing close to the edge of the chute when without warning his hands slipped and Jacob felt himself slipping into the grain chute. He quickly reached out for something to grab. He was able to grab onto the frame around the hole as the feed filled the chute and bin below. He pulled himself onto the barn floor and felt his knees shaking as he went down into the barn to help with milking the cows.

After that, when putting feed into the grain chute, he always used a shovel to scrape or push the grain into the hole/chute making sure that he would not get near the edge with his feet or hands.

### **COMPLETE THE FOLLOWING QUESTIONS. CIRCLE T FOR TRUE. CIRCLE F FOR FALSE.**

- T    F    9. Children and adults could suffocate if they go into grain bins, piles of grain or into a grain wagon.
- T    F    10. Children and adults can be pulled under grain in 1 to 3 minutes.
- T    F    11. Grain pulls you down, and you sink as if in quick sand.
- T    F    12. Using a shovel to push grain down the chute would be safer than using your feet or hands.

### **After you have marked your answer sheet, please continue with the story.**

Jacob went down into the barn and helped finish all the milking. He realized that he had learned a lot of important lessons today. He was thankful that he was not injured. If he had been hit by the truck or injured in the grain he might not be able to take Spot for a ride. He might even be in the hospital.



## **The Next Morning**

Jacob and his family were finishing breakfast. Dad was reading the paper. The paper had a write up about a young boy who went into the grain bin in the barn to push grain down into a chute. The grain suddenly fell on top of him, suffocating him. Jacob's dad said, "Grain is very dangerous. Remember it only takes a few seconds to cover you so you can't breathe. Mother and I want you to remember this safety rule: 'Never go into any grain bin, grain wagon, or even into a pile of grain at home or on any farm'. Playing in grain is too dangerous."

Then dad said, "Well, it is time I finish cutting the hay. I better get started; milking time will soon be here. Boys, what are you planning to do this afternoon?" Jacob replied, "John and I are waiting for Amos and Sam to arrive; we are going to take turns riding Spot. We will be done by milking time."

Mother said, "Well David, Susie, and Sara Ann and I are going to the store but we will be back in time to make supper. Please take care, and stay safe today."

## **End of Story**

**Ask for a copy of the Answer Key. Discuss the answers with your friends.**



## “Jacob’s Experiences on the Farm”

### Answer Key

- T 1. Jacob and his friends could have been hit & injured by the swerving truck.  
**Yes, each year many are injured or die while walking or crossing the road. Pennsylvania Safe Kids reports that 190 children in Pennsylvania died because of Motor Vehicle accidents from 1993-1997.**
- T 2. The truck would have probably missed hitting Jacob and his friends, even though they were walking side by side and too close to the edge of the road.  
**The truck may have missed the boys, but could easily have hit one or all three.**
- T 3. Jacob and his friends should have walked single file rather than walking side by side on the edge of the road.  
**It is always safer to walk single file along the road. You never know when a car or truck will come speeding along. It is easier to move quickly when no one blocks the way.**
- F 4. Car and truck drivers drive slower on back rural roads than they drive in towns.  
**Usually the speed limit in towns and cities are lower than rural roads. Sometimes drivers think that they can speed along rural roads because there seems to be less traffic and people around.**
- F 5. Cars and trucks can stop very quickly.  
**Children often think that cars or trucks can stop quickly; but the faster the vehicle is going, the longer it takes for them to come to a stop.**
- T 6. People driving cars and trucks do not always see children and/or people walking along the road.  
**Drivers do not always see children, who are walking on the road. The higher the driver sits from the road, such as in a semi-truck, the less likely he will see small children walking along the road.**
- T 7. Drivers who are talking on their cell phones may not be paying attention to those walking along the road.  
**True, the drivers who are talking on cell phones may appear to see you but may be very involved and distracted by their phone call and not paying attention.**
- T 8. Placing a cover or lid over the hay hole does prevent children and adults from falling down to the stable or barn below and being injured.  
**Keeping a cover or a lid over the hole will prevent children and adults from falling down to the lower level.**

- T 9. Children and adults could suffocate if they go into grain bins, piles of grain or into a grain wagon.  
**If you are caught in grain, you will sink and not be able to pull yourself out, especially if grain is flowing from the bottom. The grain surrounds your body putting force or pressure on your chest so that it is difficult for you to take a breath.**
- F 10. Children and adults will be pulled under grain in 1 to 3 minutes.  
**It only takes 5-8 seconds to sink into grain, especially if grain is flowing out the bottom. After sinking in up to the thigh, a person can not escape from the pull of the grain.**
- T 11. Grain pulls you down and you sink as if in quick sand.  
**Being in grain is like being in quick sand. A tunnel is formed, pulling the person down towards the bottom of the grain pile or bottom of the grain wagon, especially if grain is flowing out the wagon/bin.**
- T 12. Using a shovel to push grain down the chute would be safer than using your feet or hands.  
**It is safer to use a shovel or rake than to go into grain. Never go in grain.**


## Discussion questions for teacher or Parent

### “Jacob’s Experiences on the Farm”

1. Do events like those described in this exercise happen to real farm families?
2. Do you know about a similar cases that have resulted in a close call, injury, or fatality?
3. Are you or your friends or family members at risk of injury when walking along the road? Why? Or Why Not!
4. What can you do to help friends/family members to not be hit by cars or trucks when walking along the road?
5. Are you or any family members at risk of grain entrapment? Why? Or Why Not?
6. What can you do to help children or family members be safe around grain wagons, grain bins or piles of grain?



# "David's Ride on the Tractor with His Grandfather"



## ““David’s Ride on the Tractor with His Grandfather”

David, age four, is visiting his grandfather’s dairy farm along with his mother and father. David loves to visit his grandfather because he loves to ride with his Grandpa on the old farm tractor. David’s dad does not farm but works as a foreman for a construction firm, building houses and barns. David’s dad also rode on the tractor as a child. The family thinks that riding on the tractor will teach children good tractor-driving skills and is also time to be shared with family members. They want to build a close-knit family with strong work ethics. David really likes to ride on the tractor with his grandfather, just like his daddy did when he was little.

The large, tricycle tractor has a flat floor in the operator’s compartment that comes within six inches of the fenders. The fenders cover the sides but not the tops of the rear wheels.

### **David Begs for a Ride**

It is 5:00 P.M. and David missed his nap, so he’s a little cranky. When he hears the tractor start up, he runs out of the house and cries, “Grandpa, Grandpa! Can I ride? Can I ride on the tractor?”

Grandpa says, “Sure, you can ride with me. I was just on my way to take some hay to the cows in the pasture. Let’s go tell Grandma where we’re going and when we’ll be back.”

Grandpa and David go into the kitchen. Grandpa says, “David and I are taking some hay to the cows. We’ll be back for supper in about 30 minutes.”

David’s mother says, “I don’t want him to ride on the tractor.”

David’s dad says, “I rode on the tractor when I was two. How else is he going to learn?”

Grandpa says, “He’ll be OK. We’ll be careful.”

Mother says, “OK. Do be careful!” Then she continues helping Grandma make supper.

Grandpa and David load 12 square hay bales on the 3-point hitch platform attached to the back of the tractor. Then Grandpa stands David on the operator’s platform on the tractor beside the seat and says, “Grab on to the fender and the seat and hang on tight.” Then they head for the pasture.



What things can happen to David as he rides with Grandpa?

**COMPLETE THE FOLLOWING QUESTIONS. CIRCLE T FOR TRUE. CIRCLE F FOR FALSE.**

- T    F    1. The tractor could overturn.
- T    F    2. David could be thrown off the tractor.
- T    F    3. David could grab the steering wheel, causing the tractor to go out of control.
- T    F    4. David could fall asleep, fall off, and be run over.
- T    F    5. As they enter and drive in the pasture, the cows could bump each other, then the tractor, and knock David off.
- T    F    6. Grandpa could be distracted by David, decreasing his attention while driving.
- T    F    7. Grandpa could fall off the tractor or be hurt if he has to reach out for David.

**After you have marked your answer sheet, please continue with the story.**

**In the Pasture**

Grandpa stops the tractor at the gate to the pasture. He sets the brake and leaves the tractor running. He says, "David, stay where you are, and don't touch anything. I've got to open the gate."

Then Grandpa gets off the tractor, opens the gate, and tries to keep the cow from getting out. After he chases the cows out of the way, Grandpa gets back on the tractor and drives through the gate. After stopping, he gets off the tractor again and closes the gate.





What dangers are there as Grandpa gets off and on the tractor to close the pasture gate?

**COMPLETE THE FOLLOWING QUESTIONS. CIRCLE T FOR TRUE. CIRCLE F FOR FALSE.**

- T    F    8. Because David has ridden on the tractor before and Grandpa told him not to touch the controls, there is no real danger for him and Grandpa.
- T    F    9. David could be hurt trying to get off the tractor to help Grandpa.
- T    F    10. David could play with and release the brake and the tractor could roll ahead.
- T    F    11. David could play with the control, shift the tractor into gear, and run over Grandpa.
- T    F    12. David could climb into the driver's seat, play with the controls, and end up on a runaway tractor.

**After you have marked your answer sheet, please continue with the story.**

**Grandpa and David Hurry**

As Grandpa drives the tractor through the gate, David is a good boy, who stays on the tractor as he was told, not touching anything. Grandpa drives a few hundred yards into the pasture. He stops, sets the brake, leaves the engine running, gets off, and puts out three bales of hay. He gets back on the tractor, drives ahead 80 to 100 feet, and repeats this process until all the bales have been put out in the pasture.

Grandpa shuts the tractor off. He lifts David down, and they walk around the pasture to check on a few cows and watch them eat. Grandpa says, "David, we're running late, and it looks like rain." David runs back to the tractor, climbs up, and leans on the fender.

Grandpa says, "We gotta' hurry. Get off that fender, and sit up here in my lap." Grandpa lifts David into his lap.

How safe is David now that he is riding in Grandpa's lap instead of hanging on to the fender?

**COMPLETE THE FOLLOWING QUESTIONS. CIRCLE T FOR TRUE. CIRCLE F FOR FALSE.**

T     F     13. David is safe because his Grandfather can hold him tight and keep him from falling off.

T     F     14. David is still at risk of falling off, getting run over, and being killed.

**After you have marked your answer sheet, please continue with the story.**

**Mom is Worried**

Thirty-five minutes have passed. Mom is worried about David riding on the tractor. She decides to walk out and bring David home. When she gets to the pasture, she finds Grandpa with David sitting in his lap on the tractor, just inside the pasture gate. She says, "David come down and come home with me," When she tried to lift David off the tractor, he screams, and yells, "I want to stay here."

What should David's mother do now?

**COMPLETE THE FOLLOWING QUESTIONS. CIRCLE T FOR TRUE. CIRCLE F FOR FALSE.**

T     F     15. Take David off the tractor and walk him back to the house.

T     F     16. Try to reason with David and explain the dangers of riding on the tractor.

T     F     17. Ask Grandpa to tell David to get off the tractor.

T     F     18. If David won't get off, Mom could get up on the tractor and ride along with him a little longer before making him go home with her.

T     F     19. Give in and let David ride home with Grandpa because they are done feeding the cows, and it is only a short ride.

**After you have marked your answer sheet, please continue with the story.**

## **Grandpa Agrees with Mother**

Grandpa says, "Son, you must mind your Momma. Do as she says, and go home with her." He passes David down to Mom, and she walks him home.

## **Later That Evening**

Later that evening after supper, Grandpa Says "David, it's a good thing your Mother decided to take you home. It was late, I had to hurry and the rain was coming. I remember one time when your daddy almost fell off the tractor when I was hurrying. I didn't want that to happen to you, I want you to be safe."

## **The Next Morning**

The next morning the whole family is sitting at the breakfast table. Mom says, "Oh dear! Look at this article in the morning paper!" David's parents and grandparents read about the injuries that send a little boy named Alex to the hospital. Concerned, they watched for updates. Later they learned more about all the difficulties that Alex's family faces. Alex had to stay in the hospital for many days and go to physical therapy for several weeks after he want home.

David's parents and grandparents decide to make a new Farm Safety Rule for their family to follow. The rule will not allow anyone to ride on any equipment, and they call it the 'One Seat, One Rider Rule'.

David continued to grow and at age 14, his dad and grandpa taught him how to drive the tractor. Now, 25 years later, David runs the family farm. He doesn't allow extra riders on his tractors or equipment. He continues to follow the 'One Seat, One Rider Rule'.

## **End of Story**

**Ask for a copy of the Answer Key. Discuss the answers with your classmates.**

## “David’s Ride on the Tractor with His Grandfather”

- T 1. The tractor could overturn.  
**Pastures are often hilly, rocky, muddy, slippery, and have streams with steep banks. Many tractors overturn in pastures. Tricycle tractors have only 3 wheels. Tractors with 4 wheels overturn less easily. Tricycle tractors do not have rollover protective structures, (ROPS) unless specially fitted, and are more likely to overturn and crush the operator & rider.**
- T 2. David could be thrown off the tractor.  
**David is only 4, not strong enough to hang on even if he could react in time. Even a strong adult can be thrown off a tractor when it hits a bump.**
- F 3. David could grab the steering wheel & cause the tractor to go out of control.  
**He is too little. He can’t reach the steering wheel from where he is standing on the fender. However, he could get up and try to reach for the steering wheel, fall off, and be run over.**
- T 4. David could fall asleep, fall off, and be run over.  
**He missed his nap. He is at risk of falling asleep and falling off.**
- T 5. As they enter and drive in the pasture, the cows could bump each other, then the tractor, and knock David off.  
**When being fed, cattle often become wild. They crowd and bump each other and the tractor to get to the hay.**
- T 6. Grandpa could be distracted by David, decreasing attention to driving.  
**It is difficult to stay focused on driving the tractor and to watch that David stays sitting and does not fall asleep.**
- T 7. Grandpa could fall off the tractor, be hurt if he has to reach out for David.  
**Grandpa may go over a bump or reach back to David and fall off his seat trying to catch or help David, causing himself harm or injury.**
- F 8. Because David has ridden on the tractor before, and Grandpa told him to stay put and not play with the controls, there is no Danger for him or Grandpa.  
**False! Young children love to sit in the driver’s seat and play with the controls. David may be so intent on pretending to drive the tractor and “helping” that he disregards Grandpa’s instructions.**
- T 9. David could be hurt trying to get off the tractor to help Grandpa.  
**David may decide to get down and “HELP”. He may grab and Move the tractor controls in the process. He could be run over. If David climbs down to the ground, a cow may step on or butt him. When calves are around, cows often may be aggressive toward children and adults.**
- T 10. David could play with and release the brake causing the tractor to roll ahead.  
**Injuries and fatalities to children on tractors and to other family members near tractors have resulted when the child released a brake, allowing the tractor to roll ahead or back.**

- T 11. David could play with the controls and shift the tractor into gear and run over Grandpa.  
**Injuries and fatalities to children on tractors and to other family members near tractors, have resulted when the child shifted an idling tractor into gear.**
- T 12. David could climb into the driver's seat, play with the controls, and end up on a runaway tractor.  
**Young children often want to sit in the driver's seat and move the controls, especially when the tractor is running and the lights and dials on the instrument panel are working. In only a few seconds, David could climb into the driver's seat and the tractor could be moving so fast that Grandpa couldn't catch it.**
- F 13. David is safe because his grandfather can hold him tight and keep him from falling off.  
**Many children have died when they fell from the lap of an adult and were run over by the rear tractor wheels or by trailing machinery being pulled by the tractor.**
- T 14. David is still at risk of falling off, getting run over, and being killed.  
**In many cases, even when the driver noticed that a child fell off his lap, the driver couldn't stop before the child was run over by the tractor wheel.**
- T 15. Take David off the tractor and walk him back to the house.  
**Whether David likes it or not, Mom is right to remove him because of his risk of falling off and being hurt.**
- F 16. Try to reason with David and explain the dangers of riding on the tractor.  
**Reasoning with him won't work now because David is cranky, has ridden many times before, and won't understand. His mom should reason with him and explain the dangers at a later time when he is calmed down, rested, and can understand.**
- T 17. Ask Grandpa to tell David to get off the tractor.  
**Grandpa may not agree, but it is good for Mom to ask and to firm about it.**
- F 18. If David won't get off, Mom could get up on the tractor and ride along with him a little longer before making him go home with her.  
**This puts David and his Mom at risk of falling off and being hurt or killed. Mom is setting a bad example, too.**
- F 19. Give in and let David ride home with Grandpa, because they are done feeding the cows, and it is only a short ride.  
**David is in danger even on short trips. If Mom is really worried about David, she needs to act now. Acting sooner is better than waiting until later when bad things could have already have happened.**

## DISCUSSION QUESTIONS FOR TEACHERS OR PARENTS

### “David’s Ride on the Tractor with His Grandfather”

1. Do you see children riding as an extra rider on tractors/machines near your home or farm?
2. Do you know about a similar case (as in the story) that resulted in a close call, injury, or fatality?
3. Are you and your family members at risk for similar injury events involving extra riders? Why? Or Why Not?
4. What can you do to discourage children as extra riders on farm tractors, skid loaders, or other equipment?
5. Would following the “One Seat, One Rider Rule” help prevent being injured? Why? Or Why Not?



**National Children's Center**  
for Rural and Agricultural Health and Safety

**This publication was supported by the National Institute for Occupational Safety and Health (Grant Number 5 U50 OH008107-04)" and the National Children's Center for Rural and Agricultural Health and Safety.**